

# URBIS

# shower book



# URBIS

## *Tray Features*

*Material: 3mm-thick aluminium*

*CNC-cut and folded -- accurate to the millimetre*

*Single plane slope to integral channel-drain*

*Correct drainage-gradients designed into tray*

*Double-side welded ensuring a 100% leakproof tray*

*Easy-Clean Waste-trap included*

*Standard Sizes: 8*



## *Tray Designs*

*Corner Tray. 2 tiled walls*

*Alcove Tray. 3 tiled walls*



# URBIS



## Frameless-Glass Enclosure 10mm

Standard Height: 2000mm off tray

Thickness: 10mm Tempered / toughened safety-glass

NZS 4223:2016 / AS/NZS 2208:1996 Compliance

Glazing Channels: Bright Chrome Finish

Optional: Glass Brace Overpanel Clamp Brackets

Hinges: Quality chromed brass. Self-Centring

Handle: Standard -- Round 'D' polished stainless-steel

Warranty: Hardware -- 5 Years. Glass -- 10 Years



### Door Handle

Polished stainless-steel 'Round D'

Nominal Length 250mm

Optional Handles available

# URBIS

## URBIS SPECIFICATIONS

### SHOWER TRAY

Aluminium Marine Grade 5052

Thickness 3mm

Centre drain outlet

High-density foam supported underside

### Standard Sizes / Shapes

Corner 900 x 900 1000 x 1000 1200 x 900 1200 x 1000

Alcove 900 x 900 1000 x 1000 1200 x 900 1200 x 1000

Glazing Channel supplied

Tiling Membrane optional

15-Year Leakproof Guarantee

### TRAY DESIGN

#### ON-FLOOR

Installation onto timber or concrete floor

#### LEVEL-ENTRY

Installation into rebated timber or concrete floor

### CHANNEL DRAIN COVER / GRATE

Stainless-steel -- solid top (Linear brushed Finish)

Stainless-steel -- slotted top (Linear Brushed Finish)

### EASY-CLEAN TRAP

Position: Centre of tray

Trap Inlet: 40mm diameter

Trap Outlet: 40mm diameter

Flow Rate: 26 litres / min.

### FRAMELESS-GLASS ENCLOSURE

Thickness: 10mm toughened glass

Standard Height : 2000mm

NZS 4223:2016 / AS/NZS 2208:1996 Compliant

Glazing Channel: Bright Chrome finish

Optional: Glass Brace Overpanel Clamp Brackets

Hinges: Chrome-on-brass. Self-centring

Handle: Standard -- Stainless-steel Round 'D'

Optional Handles available

### LIQUID-APPLIED WALL MEMBRANES

Supplied by tiler or waterproofing contractor

### INSTALLATION

Tray to be installed with polymer-modified tile adhesive

Frameless-glass enclosure to be installed by experienced frameless-glass installer

### WARRANTY

Shower Tray: 25-years

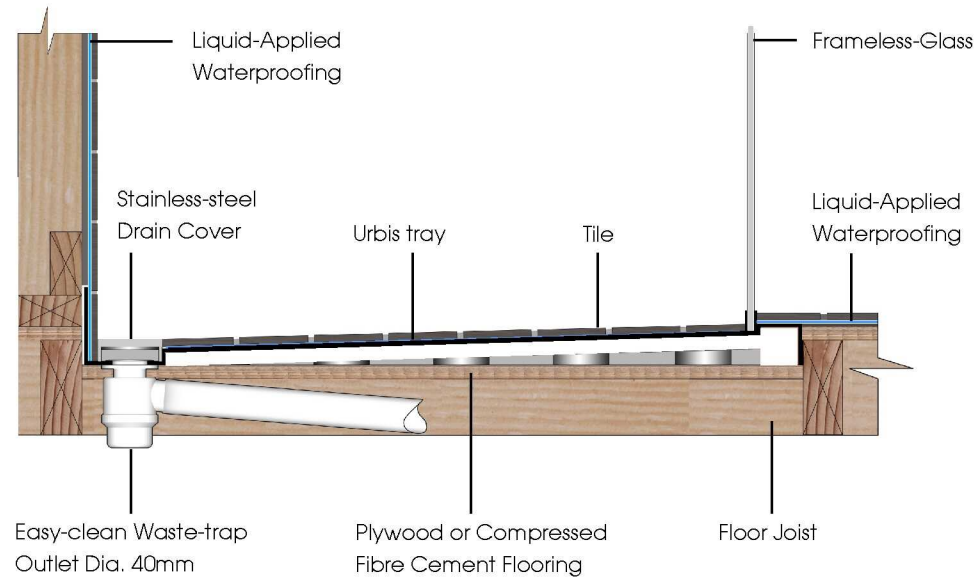
Frameless-Glass Enclosure: 10-years

Hardware: 5-years

See Warranty Statement on website.

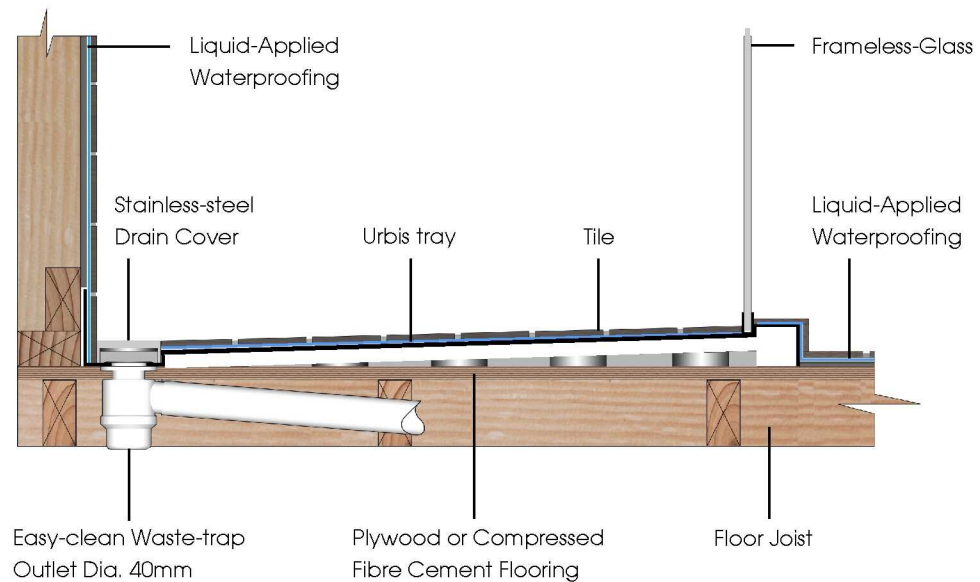
# URBIS

**Level-Entry** with Step-down.  
Timber Floor Installation



# URBIS

**On-Floor** with Threshold.  
Timber Floor Installation



# URBIS

## STANDARD SIZES LIST



alcove shower

URBIS

ALCOVE TRAY AND GLASS ENCLOSURES

GLASS THICKNESS: 10mm

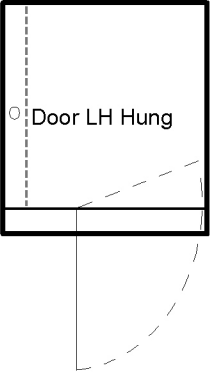
GLASS HEIGHT: 2000mm Nominal

DOOR WIDTH: 600mm / 650mm

CHANNEL-DRAIN POSITION -- As shown by dotted lines

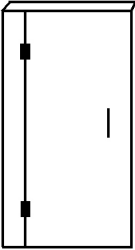
WASTE-OUTLET POSITION -- Centre of channel

URBIS Square Tray



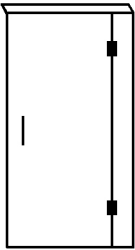
Door LH Hung

Enclosure U

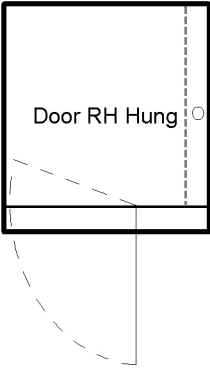


2000mm

Enclosure



URBIS Square Tray



Door RH Hung

Code No.

UA9090L

UA100100L

Tray Size

900 x 900

1000 x 1000

Code No.

UA9090R

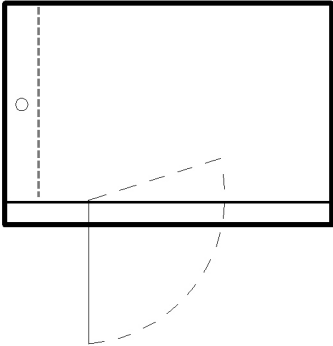
UA100100R

Tray Size

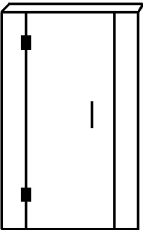
900 x 900

1000 x 1000

URBIS Alcove Tray

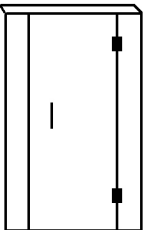


Enclosure O

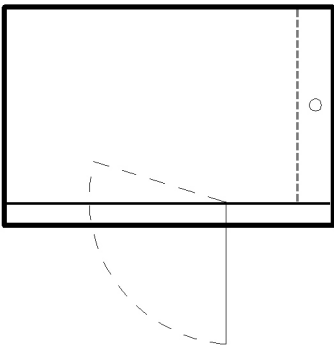


2000mm

Enclosure P



URBIS Alcove Tray



Code No.

UA12090L

UA120100L

Tray Size

1200 x 900

1200 x 1000

Code No.

UA12090R

UA120100R

Tray Size

1200 x 900

1200 x 1000



# URBIS

## STANDARD SIZES LIST



corner shower



URBIS

CORNER TRAY AND GLASS ENCLOSURES

GLASS THICKNESS: 10mm

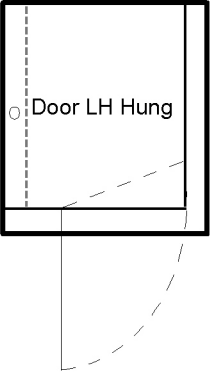
GLASS HEIGHT: 2000mm Nominal

DOOR WIDTH: 600mm / 650mm

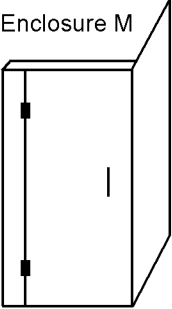
CHANNEL-DRAIN POSITION -- As shown by dotted lines


WASTE-OUTLET POSITION -- Centre of channel

URBIS Square Tray

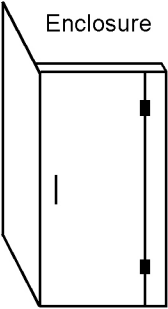


Enclosure M

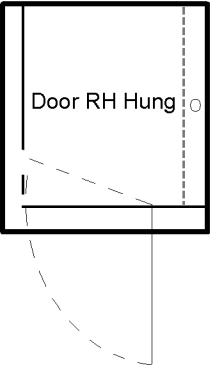




Enclosure



URBIS Square Tray



Code No.

UC9090L

UC100100L

Tray Size

900 x 900

1000 x 1000

Code No.

UC9090R

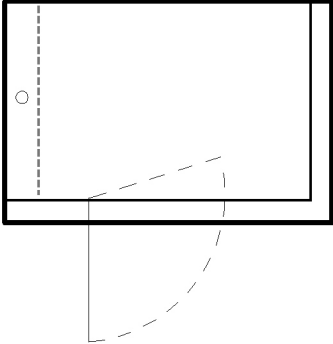
UC100100R

Tray Size

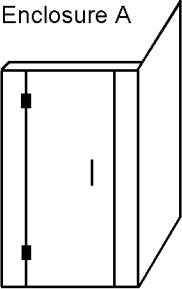
900 x 900

1000 x 1000

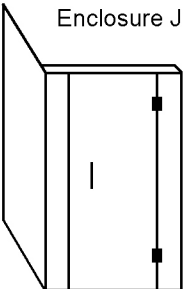
URBIS Corner Tray



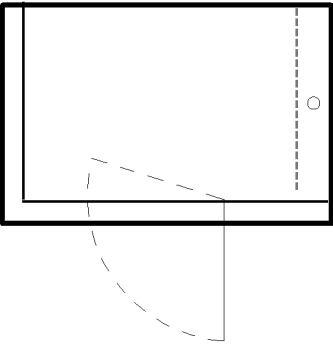
Enclosure A



Enclosure J



URBIS Corner Tray



Code No.

UC12090L

UC120100L

Tray Size

1200 x 900

1200 x 1000

Code No.

UC12090R

UC120100R

Tray Size

1200 x 900

1200 x 1000

# Contact Us

## SALES ENQUIRIES

Phone (09) 273 4545

E: [sales@impresa.co.nz](mailto:sales@impresa.co.nz)

W: [impresa.co.nz](http://impresa.co.nz)

## TECHNICAL ENQUIRIES

Phone (021) 246 8196

email: [support@impresa.co.nz](mailto:support@impresa.co.nz)

## SHOWROOM

81D Cryers Rd.

East Tamaki

Auckland 2013

